




www.biocare.com.cn



iE 6

Digital
Electrocardiograph



Shenzhen Biocare Bio-Medical Equipment Co., Ltd.

Headquarters: 7/F, Block A, Shenzhen Mingyou Industrial Products Exhibition & Procurement Center, Baoyuan Road, Xixiang Sub-district, Bao'an District, 518102 Shenzhen, P.R. China

Factory: 2/F West, 4th Block, Dayang Road South, Fuyong Sub-district, Bao'an District, 518103 Shenzhen, P.R. China

Tel: +86-755-3661 5333 **Fax:** +86-755-2796 0643

E-mail: sales@biocare.com.cn

iE 6

Digital Electrocardiograph

Portable and user-friendly design

Weight about 2.3kg,
easy to take exam anywhere

Built-in rechargeable
battery, up to 3.0 hours
of continuous work

8-inch high resolution TFT
LCD with touch screen;

112mm z-fold thermal paper,
catering for marketing trend
and clinical need

15-degree elevation,
easy to observe

Multiple shortcut keys
designed for one key
operation

Full alphanumeric
silicon keyboard, quick
in information input

This new 6-channel ECG will give you the power of easy-to-use, advanced technologies, multiple ways for data management as well as accurate measurement and interpretation, which can enhance cardiologists' diagnostic confidence.

Style and performance

Qualified in clinical demands:

- Pacemaker detection function
- Auto-trigger printing when an arrhythmia is detected during the examination
- Extended additional printout to review a significant arrhythmia event after the auto ECG operation
- Up to 300 seconds of frozen waveforms for review, especially helpful and practical in ECG exam for elderly patients, fracture patients and restless children
- Support single rhythm and three rhythms analysis from 30 seconds to 300 seconds



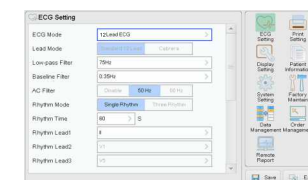
- Barcode scanner speeds up the
patient information input



- Unique ECG data acquisition module with
independent lead wires, better in signal quality,
faster in acquisition and less cost in maintenance



- Onscreen operation guide to check
the ECG procedure



- New sub-menu design, fewer steps from starting
to finishing, more efficient and speedy in operation


Data management solutions:



Massive local storage
capacity up to 3000 files



Various data formats: JPG, XML, DICOM and so on



Peripheral ports:
SD card, USB, LAN



ECG workstation software on
PC can help to better manage
all the ECG data

Accuracy and reliability in ECG interpretation

Biocare's CardioPro™ ECG analysis program has been proven by official CSE database evaluation with high accuracy and reliability in measurement and interpretation.

- The sensitivity and specificity of QRS detection and analysis are up to 99%.
- Complete digital filters and self-adapting filtering guarantee noise elimination without waveform distortion.
- 0.01 Hz for high-pass filter of ECG signal contributes to undistorted ST segment measurement and analysis.
- Exclusive analysis module for children and pediatrics with 250Hz low-pass filter, meets the newest standard of AHA/ACC/HRS 2007.
- Applied the newest Minnesota code
- Fast defibrillation recovery, less than 3 seconds

